
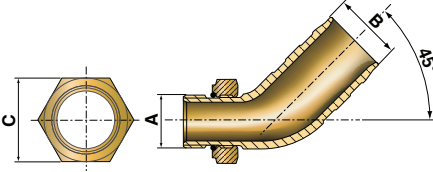






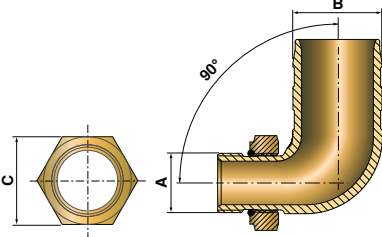












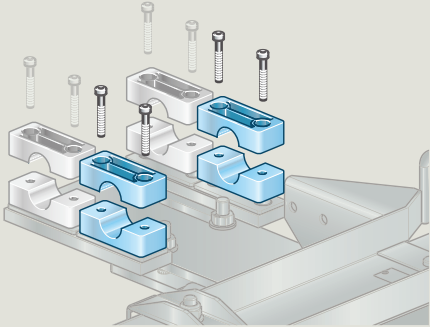
**RACCORDI PORTAGOMMA A 45° / 45° TAIL FITTINGS**

		CODICE CODE	A	ATTACCO GAS GAS PORT	B	TUBO HOSE	C	CHIAVE WRENCH
		90021701800		3/4"		ø 39	36 (60 Nm  )	
		90021701900		1"		ø 45	46 (70 Nm  )	
		90021702800		1"		ø 51	50 (80 Nm  )	
		90021702000		1" 1/4		ø 51	50 (80 Nm  )	
		90021702100		1" 1/2		ø 51	55 (90 Nm  )	


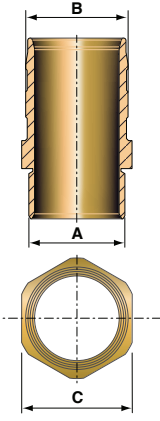











**RACCORDI PORTAGOMMA A 90° / 90° TAIL FITTINGS**

		CODICE CODE	A	ATTACCO GAS GAS PORT	B	TUBO HOSE	C	CHIAVE WRENCH
		90021703500		1/2"		ø 25	28 (35 Nm  )	
		90021703800		1/2"		ø 32	28 (35 Nm  )	
		90021703700		3/4"		ø 25	36 (60 Nm  )	
		90021703900		3/4"		ø 32	36 (60 Nm  )	
		90021702500		3/4"		ø 39	36 (60 Nm  )	
		90021704000		1"		ø 39	46 (70 Nm  )	
		<b>90021702400</b>		<b>1"</b>		<b>ø 45</b>	<b>46 (70 Nm )</b>	
		90021702700		1"		ø 51	46 (70 Nm  )	
		90021702200		1" 1/4		ø 51	50 (80 Nm  )	
		90021702300		1" 1/2		ø 51	55 (90 Nm  )	






**COLLARI FERMA TUBI COMPLETI DI VITI DI FISSAGGIO  
PIPE CLAMPING COLLARS WITH FASTENING SCREWS**

	CODICE CODE	Diametro collare Collar diameter
	23401026000	ø 25
	23401027000	ø 35
	23401028000	ø 38


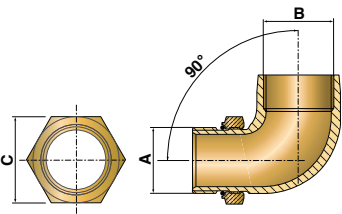

**serbatoio / tank**
**RACCORDI PORTAGOMMA DIRITTI / STRAIGHT TAIL FITTINGS**

		CODICE CODE	A	ATTACCO GAS GAS PORT	B	TUBO HOSE	C	CHIAVE WRENCH
		90011002161	1/2"	ø 32	36 (40 Nm  )			
90011002062	3/4"	ø 32	34 (60 Nm  )					
90011002100	3/4"	ø 39	41 (60 Nm  )					
90011021590	1"	ø 32	41 (70 Nm  )					
90011002130	1"	ø 39	41 (70 Nm  )					
90011002101	1"	ø 45	50 (70 Nm  )					
90011002157	1"	ø 51	55 (70 Nm  )					
90011002102	1" 1/4	ø 51	55 (80 Nm  )					
90011002158	1" 1/2	ø 39	55 (90 Nm  )					
90011002160	1" 1/2	ø 45	55 (90 Nm  )					
90011002161	1" 1/2	ø 51	55 (90 Nm  )					


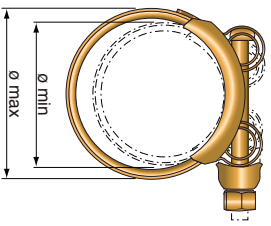
**RUBINETTO A SFERA ORIENTABILE / ADJUSTABLE BALL VALVE**

	CODICE CODE	A	ATTACCO GAS GAS PORT	B	TUBO HOSE	C	CHIAVE WRENCH
	90021703100	1" 1/2	ø 51	55 (90 Nm  )			
90021703400	1" 1/2	ø 43	55 (90 Nm  )				
90021703300	1" 1/2	ø 39	55 (90 Nm  )				
09902386000	1" 1/2	F 11/2	55 (90 Nm  )				

**RACCORDO ORIENTABILE A 90° M 1" 1/2 - F 1" 1/2  
90° ADJUSTABLE FITTING M 1" 1/2 - F 1" 1/2**

		CODICE CODE	A	ATTACCO GAS GAS PORT	B	TUBO HOSE	C	CHIAVE WRENCH
		90021702600	1" 1/2	1" 1/2	55 (90 Nm  )			

**FASCETTE / CLAMPS**

		CODICE CODE	TUBO HOSE	ø min. - max
		09902435000	ø 32	40 - 43
09902436000	ø 39	48 - 51		
09902437000	ø 45	52 - 55		
09902438000	ø 51	60 - 63		